

JSPS SAN FRANCISCO NEWSLETTER

VOL. 43 | JULY. 2017



JSPS Nobel Laureate Lecture: Dr. Shinya Yamanaka -From Basic Research to Industry-Academia Collaboration-



JSPS San Francisco hosted Nobel Laureate Dr. Shinya Yamanaka (Director, Center for iPS Cell Research and Application (CiRA), Kyoto University) for his lecture delivered in Japanese: “From Basic Research to Industry-Academia Collaboration” on May 16, 2017 at the Berkeley City Club. Nearly 200 participants attended, including Japanese researchers, businesspeople, and the general public.

The message of Dr. Yamanaka’s lecture on his Nobel Prize-winning iPS cell research spoke to everyone in the room. His stories about researching in the United States were particularly encouraging to the Japanese scholars in the audience who are currently conducting research in the US. He also focused on the importance of basic research, academic research and strategies to connect this research to industry and government, a topic of great interest to the Silicon Valley businesspeople in attendance.

(Continued on page 2)

Inside this issue

JSPS Nobel Laureate Lecture: Dr. Shinya Yamanaka	1
Past Events.....	2
Upcoming Events.....	5
Interview with JSPS Fellow in the U.S.	6

News from Japanese Universities.....	9
JSPS Staff Voices	15
Upcoming Application deadlines.....	16
Office Staff Switch.....	17

(Continued from page 1)

His character, Kansai dialect, and easy-to-understand explanation of technical themes made the content accessible to the entire audience, regardless of their background.

In the Q&A session following the lecture, participants raised questions related to research, including “What kind of laboratory management is necessary to produce good research results?” and “What are some things researchers should endeavor to do in the early years of their research?”

Dr. Yamanaka’s lecture was an inspiration not only to researchers, but to the audience as a whole.

The JSPS San Francisco Office would like to thank the Consulate-General of Japan in San Francisco, Japan External Trade Organization (JETRO) San Francisco Office and New Energy and Industrial Technology Development Organization (NEDO) Silicon Valley, without whom this event would not have been possible.

PAST EVENTS

Fellowships for Research in Japan

JSPS Booth at the 253rd American Chemical Society National Meeting & Exposition



From April 2-4 2017, JSPS San Francisco presented a booth at the 253rd American Chemical Society (ACS) National Meeting & Exposition in San Francisco. Though JSPS San Francisco has made spot appearances at the ACS meeting in the past years to present JSPS fellowship programs, this was the first year to join as an exhibitor, aiming to promote fellowships to a larger audience and expanding international networks.

Over 14,000 participants attended, not only US scholars but researchers from all over the world, in both academia and industry, in all areas of chemical research. More than 170 researchers visited the JSPS booth over 3 days seeking detailed information about JSPS fellowships.

JSPS will continue to promote fellowships and deepen networks at large international research conferences.

For more information about upcoming info sessions, as well as fellowship eligibility and other details, please contact the JSPS San Francisco Office:

fellowships@jspsusa-sf.org or visit us at our website: <http://www.jsps.go.jp/english/e-fellow/>



NAFSA 2017 Annual Conference



On May 30-31, JSPS San Francisco joined the NAFSA 2017 Annual Conference & Expo in Los Angeles, California. The annual NAFSA conference is a large-scale international education forum which is attended by more than one million educators and other stakeholders all over the world. Participants learn the latest trends in higher education by visiting and attending the various sessions and seminars. In addition, NAFSA offers a great international networking opportunity for



universities searching for institutional partnerships.

Staff members of JSPS San Francisco visited booths to collect information related to universities and educational organizations, and participated in several educational sessions to broaden their understanding of current issues in education.

Fellowships for Research in Japan

Informational Session & Networking at the University of California, San Francisco

For the first time in ten years, JSPS San Francisco held fellowship information and networking sessions at the University of California, San Francisco (UCSF). With the generous help of The Office of Career & Professional Development, nearly 30 participants gathered at the UCSF Parnassus and Mission Bay Campuses to learn about fully-funded fellowships to Japan and connect with fellow researchers on June 21, 2017.

The sessions drew a variety of researchers at different career stages from different fields, including late-term doctoral students, postdocs and

professors in Medicine, Biochemistry and Bioengineering, among others. UCSF administrators also attended to learn about the fellowship programs.



(Continued from page 3)

JSPS would like to thank JSPS fellowship alumni Kathy Giacomini (UCSF Professor, Department of Bioengineering and Therapeutic Sciences) and Amanda Herberger (UCSF Postdoctoral Research Scholar, Department of Endocrinology), for sharing their experiences researching in Japan. Their talks were the highlights of the sessions, providing valuable insight through their first-hand experiences.

JSPS also thanks UCSF-based JSPS Postdoctoral Fellows from Japan, Takeshi Yoneshiro (Department of Cell and Tissue Biology, Diabetes Center), Tatsuya Tsukui (Department of Medicine, Lung Biology Center) and Junji Suzuki (Department of Physiology) for their participation in the short networking event following the session. They shared viewpoints about the state of

research in Japan and made connections that could lead to international and interdisciplinary research collaborations.

JSPS San Francisco will continue to hold regular networking info sessions at universities around the Bay Area, and welcome all interested researchers to attend.

For more information about upcoming info sessions, as well as fellowship eligibility and other details, please contact the JSPS San Francisco Office: fellowships@jpspsusa-sf.org or visit us at our website: <http://www.jpsps.go.jp/english/e-fellow/>

PAST INFORMATION SESSIONS

When	Where
April 2-4, 2017	ACS National Meeting & Exposition
April 8, 2017	University of California, Berkeley
June 21, 2017	University of California, San Francisco

JSPS San Francisco will continue to hold informational sessions at universities on the West Coast. Please check our website for the most updated information: <http://www.jpspsusa-sf.org/fellowships.html>

UPCOMING EVENTS

AUGUST



Japanese Researcher Gathering

August 5 2017

1:30pm - 5:30pm

David Brower Center

2150 Allston Way Berkeley CA 94704

OCTOBER

JSPS Fellowship Information Session

University of Washington

Details coming soon

JSPS Fellowship Information Session

University of California, Los Angeles

Details coming soon

INTERVIEW WITH JSPS FELLOW IN THE U.S.

KENICHI SHIMADA



- 2017- | JSPS Postdoctoral Fellow for Research Abroad
- 2015- | Postdoctoral fellow at Harvard Medical School
- 2006-2015 | Ph.D. student at Columbia University
- 2006 | Research Assistant at Hubit Genomix, Inc.
- 2003-2005 | Master's student at the University of Tokyo
- 1999-2003 | Undergraduate student at the University of Tokyo

Kenichi Shimada is a JSPS Postdoctoral Fellow for Research Abroad. He has worked in the Laboratory of Systems Pharmacology, advised by Dr. Timothy Mitchison, at Harvard Medical School since November 2015.

Kenichi came to the United States when he joined a PhD program at Columbia University in 2006, where he studied the mechanism of cell death regulation in cancer cells in the laboratory of Dr. Brent Stockwell. After his PhD, Kenichi decided to move from cancer research to understanding other complex diseases with equally unmet medical needs. In our bodies, damaged or dying cells recruit circulating blood cells and initiate an event called inflammation. While inflammation is resolved in most cases when the damaged cells are cleared, sustained stimuli causing cell death for long periods

constitutively activate inflammation and can cause serious diseases, such as cancers or diabetes. Kenichi has studied liver injuries induced by drug treatment as a model system to study such diseases induced by chronic inflammation.

Kenichi's long-term scientific goal is to understand how age-associated chronic diseases such as cancers, cardiovascular diseases, or diabetes can be cured. He has tackled these problems using experimental and computational approaches.

(Continued on page 7)

(Continued from page 6)

Q1. Why did you choose the U.S. to conduct your research?

The completion of the first human genome sequencing was announced in 2003. I only had a few years' research experience as a master student in Dr. Ryoichi Matsuda's lab at the University of Tokyo (UT) then, but I could see that technological innovation brought rapid changes to the way we see biology. To keep up with such changes, I desired to gain high-throughput experimental techniques, such as microarray and chemical library screening, as well as to analyze the massive data generated by myself. After I finished my masters, I made a drastic decision to not continue my work in Japan and decided to study in the US, where such a field (now called "*systems biology*") seems to be the most developed in the world. After I trained as a programmer at Hubit Genomix, *Inc.*, a Japanese biotech venture, for half a year, I joined a PhD program in Biological Sciences at Columbia University in New York in Fall 2006.

I recall that my enthusiasm for research was already present before coming to the US, but I learned how to effectively tackle biologically important challenges in the PhD program, which drives me to stay in academia now. After finishing my PhD, I still wanted to continue my journey to explore systems biology of human diseases, and I began working at Harvard Medical School in 2015.

Q2. What is your impression of the research environment in the U.S.?

I struggled to adjust to the language and culture during the first few years, but my research environment was greatly improved since I learned how to communicate science with other researchers. Nowadays, high profile journals require that our hypotheses be supported using multiple technologies for their publications. Since science has become very complex and it is nearly impossible for just one researcher to perform every experiment, we should strive to work closely with other researchers. I think that labs productively conducting multidisciplinary research are successful in encouraging researchers to collaborate without feeling barriers between them, and I have enjoyed such an atmosphere since I came to the US.

One's impression of the research environment may also depend on whom you work with. I must say that I am very fortunate that both my PhD and postdoc advisers are very supportive of my career advancement. I am often reminded that the postdoc period is not only the time to publish work in good journals, but also a great time to build networks, which will be of great help upon becoming independent.

(Continued on page 8)

Q3. How do you take advantage of your experiences in the U.S. and apply it to your research or career?

From my own experience leading a few collaborative projects in the past, I am convinced that I should work with a team when possible, as collaboration tends to be more efficient and influential when successful. However, making collaboration productive can be tricky sometimes. To be a good collaborator, we should know well our

research subjects and our skills. We should always ask ourselves what is the best way to solve our problems in order to find the right collaborator. Thus, collaboration may cost us energy and time. But in the long run, I believe that we will be able to make a greater impact on the world by making the most of the power of community. I have been trying to prove this hypothesis in Boston, the biggest research community in the world, and I am grateful to JSPS for enabling me to take this exciting opportunity here.



NEWS FROM JAPANESE UNIVERSITIES

Industry-UCB-UEC Workshop 2017 (IUUWS 2017)



The Industry-UCB-UEC Workshop 2017 (IUUWS 2017) was held on 27-28 March 2017 at the University of Electro-Communications (UEC), Chofu, Tokyo, with participants from industry, University of California, Berkeley (UCB), and UEC.

The workshop was inspired by a general agreement signed by UCB and UEC to promote joint research and education on 25 September 2015. Notably, the workshop focused on establishing closer industry-academia collaborative links to establish an innovative social platform for the realization of Society 5.0—a major pillar of the “5th Science and Technology Basic Plan”, proposed by the Council for Science, Technology and Innovation, Cabinet Office, Government of Japan in 2016.

The workshop was opened by Dr. Takashi Fukuda, the President of UEC, who welcomed the delegates from industry and UCB, and gave his full support to the goals of the workshop and the UCB-UEC agreement.

Next, Mr. Naoki Saito, Deputy Director General, Ministry of Education, Culture, Sports, Science and Technology (MEXT) gave a plenary talk on government policy and research trends in Japan. This was followed by a keynote presentation by Dr. Haruo Takeda, Corporate Officer, Hitachi, Ltd.

The remainder of the workshop consisted of six technical sessions (listed below) and a panel discussion on innovation for a sustainable society. The aim was to draft a proposal

for the 2020 Tokyo Olympics and Paralympics organization. The workshop was closed by Kazushi Nakano (Member of the Board of Directors, Education and International Strategy, UEC), who expressed appreciation for the speakers’ talks and “looks forward to building on the success of this meeting and organizing the workshop again in 2018.”

Over 50 participants attended the workshop.

Technical Sessions at IUUWS 2017:

- Robotics and Engineering for High-Quality Life Services
- Bio-Engineering
- Semiconductor Materials and Systems
- Space Science / Earth Science
- Introduction of UEC Research Activities
- Energy Conservation / Renewable Energy



International exchanges between University of North Texas and Shimane University in Nano-technology



University of North Texas graduate Dr. Jie Lin graduated from presenting at the seminar.



Prof. Neogi and Prof. Fujita visiting the JSPS Tokyo office to report the success of the student exchange program.

The Nanotechnology Project Center, Center for Integrated Research in Science, at Shimane University participated in international exchanges from February 6 through February 9 2017, inviting Prof. Arup Neogi of the University of North Texas to Shimane University. Prof. Neogi (former chair of the US JSPS Alumni Association) has been contributing to international student exchanges actively since 2006 by sending students to Shimane University with aid from the National Science Foundation (NSF) in the US and JSPS. Three international exchanges and cooperative research projects have produced four doctors each at Shimane University and University of North Texas. There have been many other positive results of the research exchanges that are especially worth mentioning: a student (from University of North Texas who had joined the international exchange program at Shimane University) founded an ultrasonic diagnosis technology venture company in the US called Echonovus.

On February 8, the Nanotechnology Project Center gave an “Open seminar for Nanotechnology” jointly with a strategic research group at Shimane University, entitled: “Establishment of a cross-disciplinary hub center to develop unique medical technologies”. In the seminar, Prof. Neogi gave a lecture following a greeting by Dr. Yukikuni Akishige, a board member, and introduction of an exchange program between Shimane University and University of North Texas by Prof. Yasuhisa Fujita, director of Nanotechnology Project Center.

In the lecture, Prof. Neogi introduced the development of tunable ultrasonic lenses by using a meta-material with artificially controlled characteristics which contains a ferroelectric substance originally developed at Shimane University.

Prof. Neogi also introduced I-Corps, a National Science Foundation program which supports researchers utilizing technology developed at universities for the foundation of venture busi-

(Continued from page 10)

ness. The I-Corps is a program in which members of an innovation team comprised of a Chief Researcher (a university professor), Entrepreneurial Lead (a graduate student) and a Mentor (an entrepreneur), build a business model and plan, aiming at commercial application of the research. The aforementioned Echonovus company was founded as a result of this program. The members of Shimane University who attended the seminar were very impressed with this new and informative story.

Following the lecture, Dr. Shinya Tsukada, a lecturer in the Faculty of Education, Shimane University presented his research on evaluation of ferroelectric substances through Raman spectroscopy. Then University of North Texas graduate Assistant Professor Dr. Jie Lin at the Nanotechnology Project Center presented her research on nano-sized zinc oxide powder. A lively discussion ensued, contributing to future research exchanges.

Cutting-Edge International Collaborative Research in Tohoku University

Taiichi Otsuji, Professor

RIEC: Research Institute of Electrical Communication



Purpose and Background of the Research

From 2016, Tohoku University has conducted research on “Creation of 2D-atomically-thin-layered heterojunctions and their applications to novel terahertz photonic devices” under 5-year JSPS KAKENHI Grant-in-Aid for Scientific Research (S). This research project aims to create continuous hetero-epitaxial growth (C-H-Epi-G) technology for two-dimensional van der Waals (2D-vdW) heterojunction systems, and to devise highly efficient various terahertz (THz) functional devices by exploiting unprecedented physical phenomena exhibited among their complex quantum systems governed by electrons, photons, plasmons, as well as phonons (Fig. 1).

THz is an unexplored electromagnetic frequency band in which conventional electronic and photonic devices cannot operate well due to

the substantial physical limitations originating from the transit time delays and/or phonon decoherence. In such a situation, graphene, a carbon atomic monolayer sheet, has attracted attention thanks to its extremely high carrier transport properties of relativistic Dirac Fermions. Recently, research on atomically thin vdW heterostructures consisting of graphene, h-BN, and/or transition-metal dichalcogenide (TMD) like MoS₂ has been emerging. We found that a gated double-graphene-layered (G-DGL) heterostructure can mediate THz photon- and plasmon-assisted resonant tunneling between the GLs, enabling various functionalities in the THz domain with higher than ever quantum efficiencies by trial error (Fig. 1). The key to producing them in practical engineering is to develop the C-H-Epi-G technology.

(Continued on page 12)

(Continued from page 11)

Research Organization

To conduct this cutting-edge research project we organized a high-profile team of collaborative research groups: Prof. T. Otsuji's group at RIEC, Tohoku Univ. (PI and two Co-PIs, device modeling, process, and experiments), Assoc. Prof. H. Fukidome's group at RIEC, Tohoku Univ. (Co-PI, growth and characterization of high quality epitaxial graphene), Assoc. Prof. M. Ryzhii's group at Univ. Aizu (Co-PI, device modeling), and Dr. T. Suzuki's group at NTT Basic Research Laboratory (Co-PI, C-H-Epi-G of h-BN and TMDs with on graphene). International collaborations with partners in the US and Europe (Fig. 2) are also important core parts of this research organization.

Expected Research Achievements and Scientific Impacts

Introduction of unprecedented physical mechanisms of complex quantum systems in the G-DGL is unique and has enabled ultra-highly efficient THz functionalities. If this study is successful, 100-Gbit/s-class ultra-fast THz wireless communications, such as Transfer-Jet that can transfer ultra-high-capacity media instantly, are expected to revolutionize to the future of ubiquitous ICT societies.

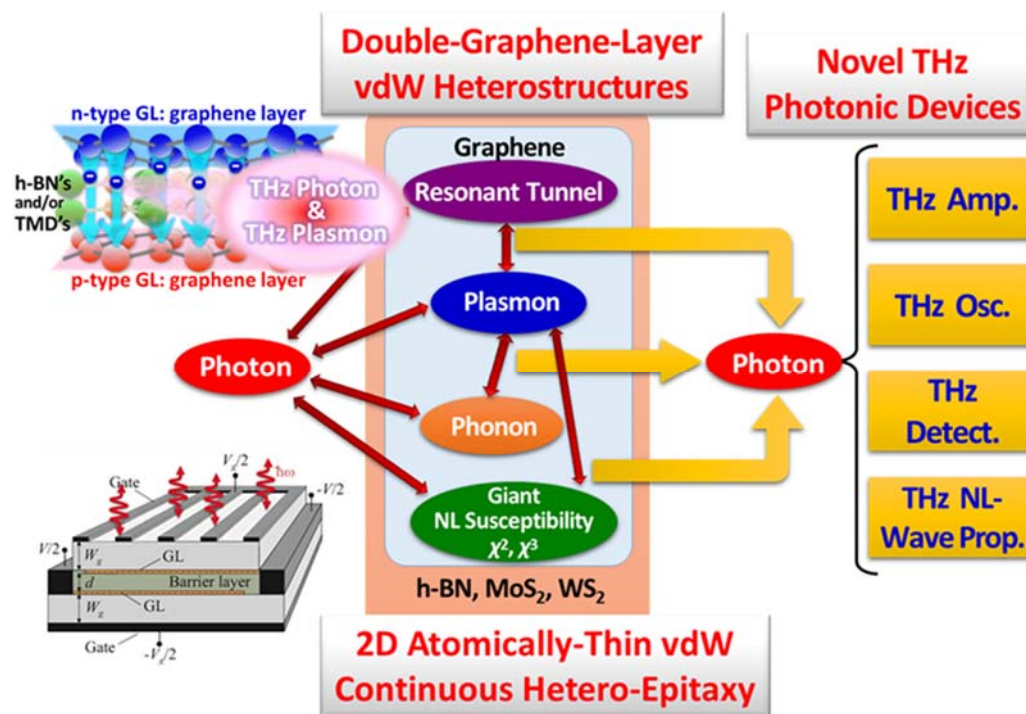


Fig. 1 Nonlinear complex quantum phenomena in G-DGL vdW heterojunctions and their applications to THz functional devices.

World's first stem cell treatment for lethal gene mutation shows “disappointing” but promising results

(Research Planning Office, Hiroshima University)

The first ever study assessing how patients with a "gain of function" mutation of the STAT1 gene respond to stem cell transplantation has taken place.

It involved 15 young patients, from nine different countries, each suffering a range of complications caused by the gene's mutation.

Of these, only six survived a regime of stem cell transplantation - with five completely cured and disease free by the study's conclusion.

The study was carried out by Dr. Satoshi Okada (Hiroshima University), Professor Jennifer Leiding (University of Florida), Professor Tomohiro Morio (Tokyo Medical and Dental University), and Professor Troy Torgerson (University of Washington).

Dr. Okada, who first discovered the STAT1 gain of function mutation in 2011, says that, "Overall, this result is disappointing - but the fact five patients were cured proves that treatment with stem cells can work, and we now need to learn from these 15 individual cases".

The STAT1 gene plays a vital role in the body's immune system. Rare mutations can lead to STAT1's over-activation (GOF) and "autoimmunity" where the body starts attacking its own healthy tissues.

While the majority of patients afflicted typically show mild to moderate symptoms involving fungal (mostly *Candida*), bacterial, and viral infections - about 10% of cases are severe and life threatening.

Until now, developing suitable treatments has been challenging; e.g. anti-fungal drugs temporarily treat the symptoms but not the source mutation, and immunosuppressive therapies often do more harm than good by knocking out

already overburdened immune systems.

With only one confirmed case of a sufferer being successfully cured using stem cell transplantation, prior to this study, researchers are keen to build an understanding of best practice in order to offer real hope for the typically young sufferers of this condition.

The 15 selected patients were sourced via an international appeal to transplant centers and consortiums. Their ages ranged from 13 months to 33 years at the time of treatment. Screening by HU researchers confirmed that the STAT1-GOF mutation was present in each and was the source of their ailments.

Treatment was carried out independently by centers across the world, where Chemotherapy was used to eradicate the host's bone marrow the source of disease-fighting blood cells in a healthy body and in these patients, of the damaging STAT1 mutation.

Healthy stem cell cultures, sourced from donors, were then transplanted into the host, with the aim of reconstituting their bone marrow to a mutation-free disease-fighting state.

The researchers suspect three reasons for the 40% success rate:

- After transplantation, the number of healthy cells introduced diminished with time. This provided an opportunity for host bone marrow to reform - along with the damaging STAT1 gene mutation. The body subsequently rejected donor transplants.

- The type of chemotherapy played a role. Some were particularly harsh killing patient tissue to the extent that multiple organ failure occurred,

(Continued on page 14)

(Continued from page 13)

and serious infections took hold as their weakened immune system was shattered further.

- Age. Younger patients generally fared much better, perhaps due to their immune system being stronger, and having spent less time under the onslaught of infection.

In response, the researchers have made several proposals for improving this treatment.

Because most of the patients have mild to moderate ailments, only those suffering from severe symptoms should undergo this treatment.

In addition, the chemotherapy dosage should be reduced. Those who received low-dose chemotherapy reacted better.

However, a balance must be struck. Low-dose chemotherapy may not eradicate host bone marrow to the extent required for its recondition-

ing, thus increasing the chance of transplant rejection. With this in mind, support treatment may be required to neutralize host antibodies and prevent attacks of introduced stem cells.

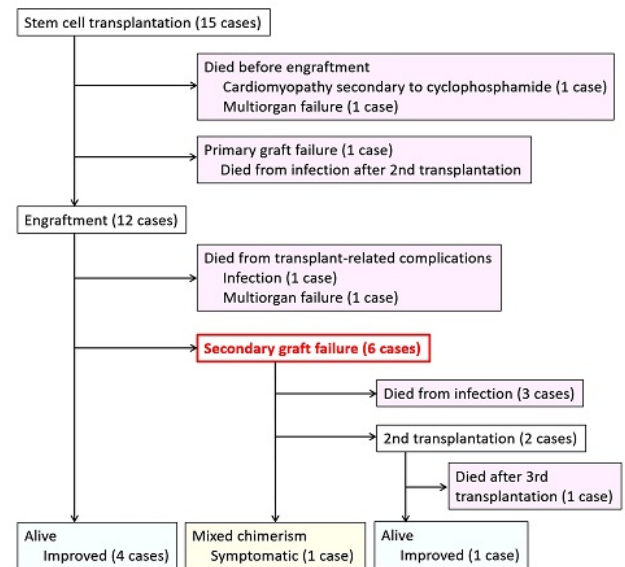
Finally, due to the relative success seen in younger patients, stem cell transplantation should occur at as early an age as possible. Due to recent advancements in STAT1-GOF diagnosis, early detection is now a very real possibility, hopefully leading to greater success rates, and less suffering for those carrying this potentially devastating mutation.

Full bibliographic information:

Jennifer W. Leiding, Satoshi Okada, et al. Hematopoietic stem cell transplantation in patients with Gain of Function STAT1 Mutation. The Journal of Allergy and Clinical Immunology. 2017.



This image shows the prognosis of 15 patients at completion of treatment



This is one of many phenotypes associated with this potentially lethal mutation.

JSPS STAFF VOICES

Tips from the Local Staff:

See ya!

And other, more polite ways to say goodbye

Saying goodbye can be incredibly awkward, especially if you aren't armed with a good set of phrases with which to do so.

Importantly, goodbye phrases differ depending on the situation. Take a stab at the mini-quiz below and see how you do.

Scenario 1: You're leaving the office for the day and saying goodbye to co-workers. You say:

- a) Farewell
- b) See you tomorrow
- c) Take care

Answer: b) See you tomorrow

Probably the most common end-of-work greeting. If it's Friday, don't forget to say 'see you Monday!'

- **Farewell** has a more literary, dramatic tone, and is certainly not used in casual daily situations. It also connotes finality and is not appropriate for the office setting where you see your co-workers every day.

- **Take care** implies a longer absence from seeing the person you're speaking to (in fact, it is often used when you will likely never see that person again, like when saying goodbye to a cashier at a store or restaurant). Also, since you are the one leaving the office, you are the one who should be 'taking care' (on your way home, etc.), not your co-workers who remain in the office.

Scenario 2: You're at a reception and you're saying goodbye to a researcher you met earlier that evening. You say:

- a) See ya!
- b) Good luck
- c) Great meeting you

Answer: c) Great meeting you

This may be confusing because it sounds a lot like 'great to meet you,' which you may say when you first meet someone. Yet his phrase is slightly different and is a reiteration of your pleasure at being able to meet the researcher.

- **See ya!** is too casual for this situation. It should be reserved for using with friends at parties or sports practice. It connotes a certain degree of closeness to the person to whom you are speaking, and in some cases as implies that you will, in fact, see them again.

- **Good luck** could make sense if you know they are giving a presentation or approaching some other challenge in the near future, but outside of these situations, it's rather unnatural.

Scenario 3: You're at the airport saying goodbye to a friend who is going to study abroad. You say:

- a) Have a good day
- b) Keep in touch
- c) Take it easy

(Continued on page 16)

Answer: b) Keep in touch

A great phrase for saying goodbye when you won't see someone for a long time but still want to maintain communication and friendship. One note of warning: it can sometimes be used lightly, without genuine interest in keeping in touch.

- **Have a good day** is a great phrase for daily interactions, but not an appropriate phrase for saying goodbye to someone who you won't be seeing for a long time.
- **Take it easy** is also not appropriate for an airport

farewell. This phrase is also more casual, used amongst friends, family, co-workers, or even between strangers if the situation is casual enough.

How did you do? Of course, there are many more ways to say goodbye, all with their own particular usages. The safest, most versatile way to say goodbye is simply, 'bye,' which can be used in almost any situation, or in combination with some of the options introduced above.

By Lauren Nakasato, Liaison Officer

UPCOMING APPLICATION DEADLINES: FELLOWSHIP PROGRAMS

Application deadline to JSPS Tokyo Office:

August 28 - September 1, 2017 *

Postdoctoral Fellowship for Research in Japan

- Standard Program (12-24 months)

<https://www.jsp.go.jp/english/e-fellow/application-18.html>

Invitational Fellowship for Research in Japan

- Short-term S [E] (7-30 days)

- Short-term [S] (14-60 days)

- Long-term [L] (2-10 months)

<https://www.jsp.go.jp/english/e-inv/apply18.html>

Application deadline to JSPS Tokyo Office:

October 2 - 6, 2017 *

Postdoctoral Fellowship for Research in Japan

- Short-term Program (1-12 months)

<https://www.jsp.go.jp/english/e-fellow/application-18.html>

*The deadline is for the host institution to submit the application to JSPS Tokyo; generally, applicants must submit documents to host institution 1-2 months prior to this deadline.

OFFICE STAFF SWITCH

Farewell to Our Deputy Director and International Program Intern

Junji Oshima (Deputy Director from the University of Tokyo)

In July 2015, I came to the JSPS San Francisco Office and though I tried to live every day to its fullest, two years have passed in the blink of an eye. I recall so many things I wanted to do at first, but I could do only a small fraction of them.

In my work here, I considered deeply the relationships between the US universities and our funding agency, coordination among the Japanese universities which comprise JUNBA (Japanese University Network in the Bay Area), and the relations with Japanese researcher communities. I felt the importance of putting myself in someone else's shoes.

I was also inspired by exchanges with active Japanese researchers in the US. Although not so many Japanese researchers are active in US universities, their performance is excellent. I think this is proof that Japan's research capacity is at a high level. I think it is important to demonstrate this ability to the world.

When I return to Japan, I would like to take advantage of my knowledge and experience here and approach my work from a broader perspective.

Finally I am very thankful to Director Tamiya and former Director Izutsu who gave me detailed guidance. In addition, the advisors, local staff and international program associates with whom I have worked have supported me in many ways and I managed to finish my term successfully.


I would like to take this moment to say thank you.



Nobutake Niita (International Program Intern from KEK)

First of all, I would like to express my appreciation to all of my colleagues who supported my stay here in US. It was truly an amazing one, where I was able to work in variety of situations with executives, scientists and administrations of universities and laboratories to promote our long history of science and technology cooperation between Japan and the US.

Through this experience I came to have a stronger understanding of the business culture and the ways of thinking here, and I am confident that these experiences will give me a boost in my work back at KEK. I hope that this wonderful opportunity will continue for Japan's future staff who aim to work to further international collaborations.



New International Program Associates

Takahiro Oyama (Tottori University)

Takahiro Oyama is excited to join the JSPS San Francisco office as a participant in the JSPS Overseas Internships for University Administrative Staff Program. In his year here, he is in charge of administrative affairs for the Japanese University Network in the Bay Area (JUNBA) along with coordinating workshops for administrative staff of Japanese universities in the U.S. He is also in charge of publishing the JSPS newsletter. Last year, he worked at the JSPS headquarters in Tokyo, where he coordinated multilateral research collaboration between research institutions in Japan and other countries. Originally a staff of the Tottori University, he will work with the JSPS San Francisco for one year from his start date in April. During

his stay, he aims to learn about the English-teaching curriculum in the U.S to learn how to improve university students' TOEFL skills. Also, he looks forward to deepening his cultural understanding by visiting the historic places in California.



Kosuke Takahashi (Shimane University)

Kosuke Takahashi joined the JSPS San Francisco Office this April. He is in charge of accounting and maintaining the office website. Last year, he worked in the International Policy Planning Division at the JSPS headquarters in Tokyo and was in charge of the International Joint Research Program and the International Prize for Biology. He is originally a staff of Shimane University, and will work at JSPS SF for one year under the JSPS Overseas Internships for University Administrative Staff Program. During his stay here, he aims to learn about Institutional Research (IR) at universities in the U.S. Also, he looks forward to enjoying

the vast nature and delicious seafood of California.



JSPS

Japan Society for the Promotion of Science (JSPS)
 San Francisco Office
 2001 Addison St., #260, Berkeley, CA 94704
 Email: webmaster@jpspsusa-sf.org

